

ВЫВОДНОЙ СВЕТОДИОД КРУГЛЫЙ

ARL-3014EGC/2L

FEATURES

- Hi-Eff Red and Yellow Green chips are matched for uniform light output.
- T-1 type package.
- Long life solid state reliability.
- Low power consumption.
- Pb free.
- The product itself will remain within RoHS compliant version.

DESCRIPTIONS

- The lamp contains two integral chips and is available bicolor.
- White diffused lens color.

APPLICATIONS

- TV set.
- Monitor.
- Telephone.
- Computer.
- Circuit board.

DEVICE SELECTION GUIDE

LED Part No.	CHIP		Lens Color
	Material	Emitted Color	
ARL-3014EGC/2L	AlGaN _P	Red	Water clear
	AlGaN _P	Green	



3 mm



CLEAR



USAGE NOTES:

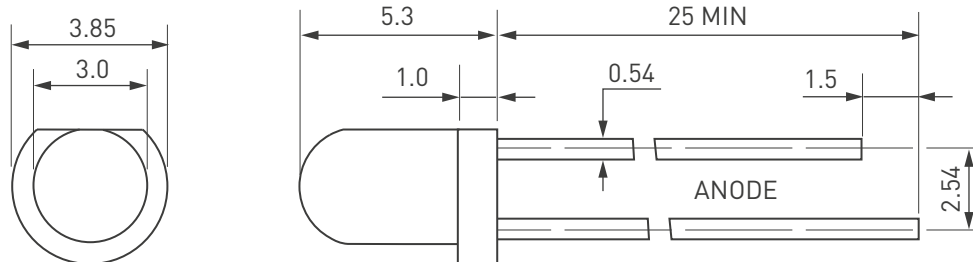
Surge will damage the LED.

When using LED, it must use a protective resistor in series with DC current about 18 mA.



ATTENTION!
ELECTROSTATIC SENSITIVE DEVICES.
OBSERVE PRECAUTIONS FOR HANDLING.

PACKAGE DIMENSIONS



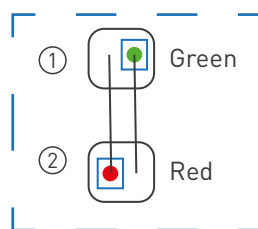
Notes:

Other dimensions are in millimeters, tolerance is 0.25 mm except being specified.

Protruded resin under flange is 1.5 mm Max LED.

Bare copper alloy is exposed at tie-bar portion after cutting.

Unit: mm.



ABSOLUTE MAXIMUM RATING ($T_A = +25^\circ\text{C}$)

Parameter	Symbol	Absolute Maximum Rating	Unit
Forward Pulse Current	I_{FPM}	100	mA
Forward Current	I_{FM}	30	mA
Reverse Voltage	V_R	5	V
Power Dissipation	P_D	140	mW
Operating Temperature	T_{opr}	-40... +80	$^\circ\text{C}$
Storage Temperature	T_{stg}	-40... +100	$^\circ\text{C}$
Soldering Heat (5s)	T_{sol}	260	$^\circ\text{C}$

ELECTRO-OPTICAL CHARACTERISTICS ($T_A = +25^\circ\text{C}$)

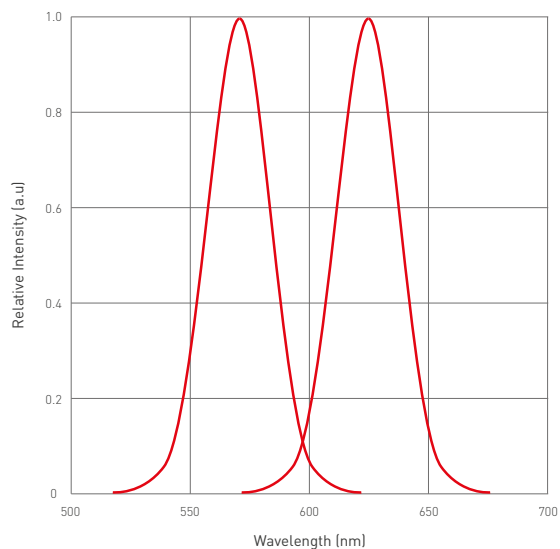
Parameter	Symbol	Device	Min.	Typ.	Max.	Unit	Test Condition
Luminous Intensity	I_v	Red	150	—	250	mcd	$I_f=20\text{mA}$
		Green	100	—	150		
Viewing Angle	$2\theta_{1/2}$	Red	30	—	40	Deg	(Note 1)
		Green					
Peak Emission Wavelength	λ_P	Red	620	630	635	nm	$I_f=20\text{mA}$
		Green	565	570	575		
Spectral Line Half-Width	$\Delta\lambda$	Red	15	20	25	nm	$I_f=20\text{mA}$
		Green	15	20	25		
Forward Voltage	V_F	Red	1.9	—	2.5	V	$I_f=20\text{mA}$
		Green					
Reverse Current	I_R	Red	—	—	10	μA	$V_R=5\text{V}$
		Green					

Note:

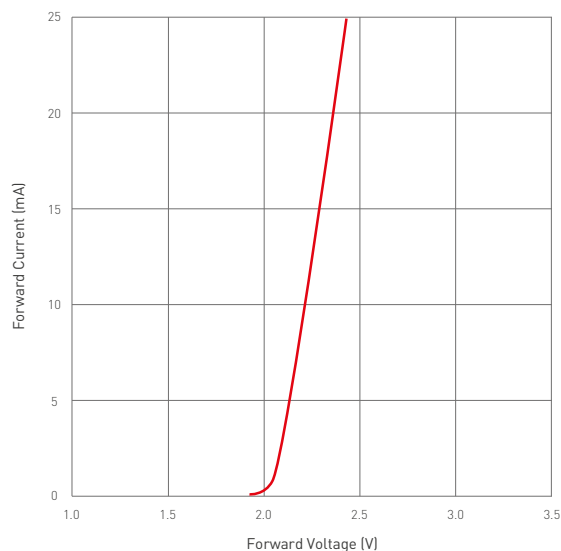
- Luminous intensity is measured with a light sensor and filter combination that approximates the CIE eye-response curve.
- $\theta_{1/2}$ is the off-axis angle at which the luminous intensity is half the axial luminous intensity.

TYPICAL ELECTRO-OPTICAL CHARACTERISTICS CURVES

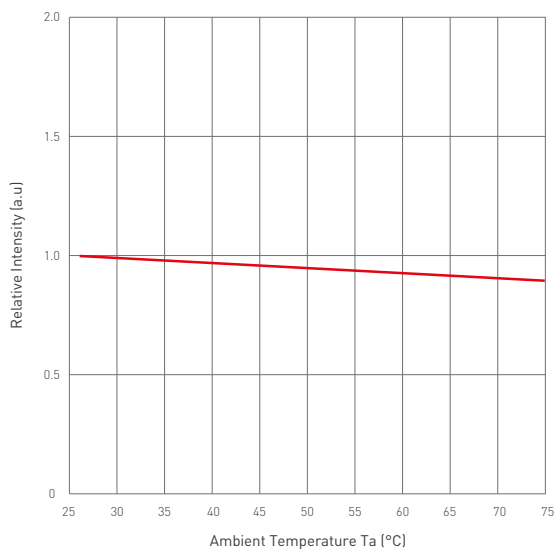
Relative Intensity VS Wavelength



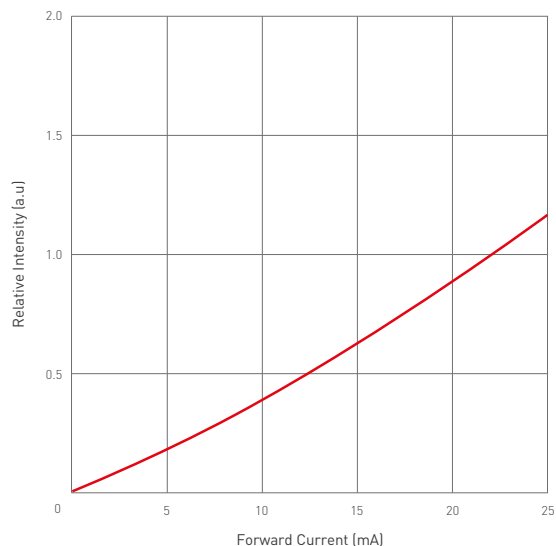
Forward Current VS Forward Voltage



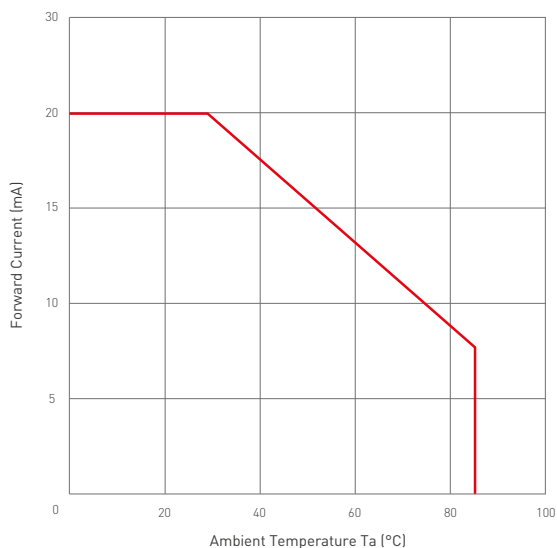
Relative Intensity VS Ambient Temp



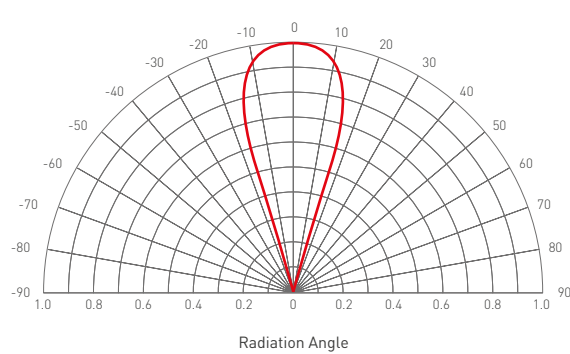
Forward Current VS Relative Intensity



Forward Current VS Ambient Temp



Radiation Characteristics



NOTES

1. Above specification may be changed without notice. Hyled will reserve authority on material change for above specification.
2. When using this product, please observe the absolute maximum ratings and the instructions for using outlined in these specification sheets. Hyled assumes no responsibility for any damage resulting from use of the product which does not comply with the absolute maximum ratings and the instructions included in these specification sheets.
3. These specification sheets include materials protected under copyright of Hyled corporation. Please don't reproduce or cause anyone to reproduce them without Hyled's consent.